

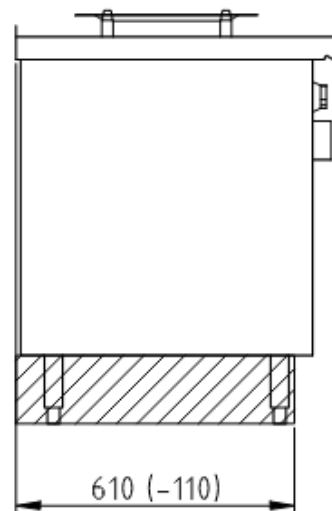
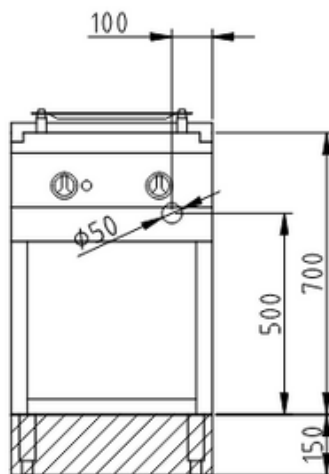
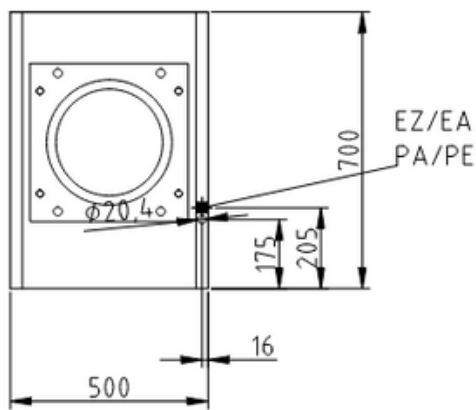


Product Advantages:

- Heating by high output surface induction generators for fast energy transmission.
- Saves energy due to high efficiency.
- Electronic, energy saving saucepan recognition system as standard.
- Infinitely variable heating power.
- Appliance feet are adjustable in height.
- Completely wired internally.
- Body is buckling resistant.

Installation requirements:

- Electrical power provided by customer.



Technical Data:

Width x Height x Depth (mm):	500 x 700 x 700 mm
Effective area:	1
Dim.: effect. Area (mm):	350 x 350
Diameter (mm):	350
Connected load (elect.) (kW):	5.0
Voltage (V) / EC:	415 3 phase AC
Recommended fuses (A):	3 x 32
Net weight (kg):	42
Gross weight (kg):	47
Heat emission latent (W):	400
Heat emission sensitive (W):	350
Type of protection:	IPX5

