

Effective



Master of Performance



INDUCTION

Fast amortization
Reduced energy consumption
Reduced heat radiation -
Friendly kitchen environment
Instantaneous heat
Ideal for sensitive food due to exact
control of the cooking process
Easy and optimized cleaning

The wide range of **original MKN-Induction expertise** - **Surface Induction, 1-zone Surface Induction** (400x400mm) and **Standard Induction** – combine long life with high economic efficiency!

Due to this trendsetting MKN-technology the **heating radiation and the energy consumption is reduced** dramatically by direct focus of the energy used to heat up the pan bottom. The direct operation of the induction unit allows exact control of the cooking process which is **absolutely ideal for sensitive food**.

Because of the cool ceran hob food does not burn on the plate allowing **any spillage to be removed with ease**.

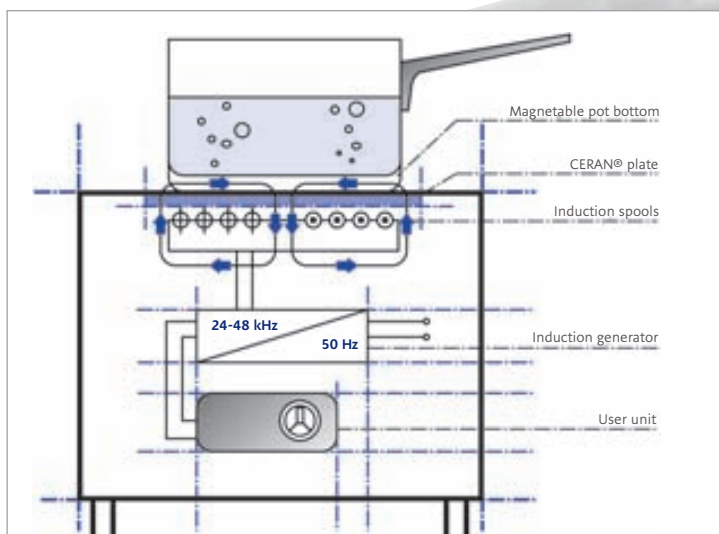


Special advantages of the original MKN-Induction expertise:

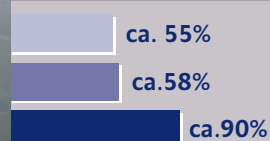
Automatic Pan Recognition with pan bottom diameter of 10 cm and above

Stepless power adjustment from 4% - 100%
Individually adjusted on keep warm, gentle cooking, frying and quick heating-up


Quick recognition of overheated pots
Automatic power adjustment to protect the cookware, the ceran hob and the inductor



Efficiency in %



Heating up time for 1 l water



Innovations

www.mkn.de



INDUCTION

1-Zone Surface Induction

1-Zone Range

Connected load	10,0 kW
	400/440 V, 50/60 Hz
Cooking zone	325 x 325 mm
Ceran hob	400 x 400 mm
Line	OPTIMA 700
	OPTIMA 850
	OPTIMA 850-I



1-Zone Surface Induction 400 x 400 mm



1-Zone Standard Induction with Wok pan adapter



4-Zone Surface Induction



2-Zone Standard Induction

Surface Induction

2-Zone/4-Zone Range (5,0 KW)

Connected load	5,0 kW
	400/440 V, 50/60 Hz
Cooking zone	280 x 290 mm
Ceran hob	340/700 x 690 mm
Line	OPTIMA 850
	OPTIMA 850-I

2-Zone/4-Zone Range (7,0 KW)

Connected load	7,0 kW
	400/440 V, 50/60 Hz
Cooking zone	280 x 290 mm
Ceran hob	340/700 x 690 mm
Line	OPTIMA 850
	OPTIMA 850-I

Standard Induction

Induction Wok

Connected load	5,0 kW
	400/440 V, 50/60 Hz
Spool	round, Ø 270 mm
Ceran hob	round, Ø 350 mm
Line	Counter SL vario
	Counter SL

2-Zone/4-Zone Range

Connected load	3,5 kW/spool
	400/440 V, 50/60 Hz
Spool	round, Ø 200 mm
Ceran hob	305/700 x 540 mm
Line	Counter SL vario
	Counter SL
	HotLine
	OPTIMA 700

2-Zone/4-Zone Range

Connected load	5,0 kW/spool
	400/440 V, 50/60 Hz
Spool	round, Ø 270 mm
Ceran hob	305/700 x 690 mm
Line	OPTIMA 850
	OPTIMA 850-I